



Capital Formation Chart

Big Line
Big Line
Little Line

Big Line
Little Curve
Little Curve

Big Curve

Big Line
Big Curve

Big Line
Little Line
Little Line
Little Line

Big Line
Little Line
Little Line

Big Curve
Little Line
Little Line

Big Line
Big Line
Little Line

Big Line
Little Line
Little Line

Big Line
Turn
Little Line

Big Line
Little Line
Little Line

Big Line
Little Line

Big Line
Big Line
Big Line
Big Line

Big Line
Big Line
Big Line

Big Curve
Go around

Big Line
Little Curve

Big Curve
Go around
Little Line

Big Line
Little Curve
Little Line

Little Curve
Turn
Little Curve

Big Line
Little Line

Big Line
Turn
Big Line

Big Line
Big Line

Big Line
Big Line
Big Line
Big Line


Big Line
Big Line

Little Line
Big Line

Little Line
Big Line
Little Line



Lowercase Formation Chart




Magic c

up like a

bump


back down bump



dive down

swim up and over


down



dive down

swim up and over


around bump




Dots for you!

• dot

down bump



Magic c




Dots for you!

• dot

down

turn




Magic c

up like a

up higher


back down bump



down bump

kick!

slide away




•

—



up and around

stop



Start at the top!

down bump





At first, curve up. Then go straight down.

up

down bump


cross



start with n

swim up and over

down




Magic c

up like a

bump

back down

turn



dive down

swim up and over


down




Lowercase Formation Chart




Magic c keep on going stop



bump
down, travel, up back down bump




dive down




swim up and over


around bump




slide down slide up




Magic c bump
up like a back down U-turn




slide down and up slide down and up




dive down




swim up and over




slide down slide down



little Magic c little Magic c turn down curve around



slide down slide down



Start at the top!

down bump

cross


Directions for crossing †:
Left-handed Right-handed



go across slide down go across



Number Stories



- 1 starts in the Starting Corner.**
- 1 makes a Big Line down.**
- 1 stops in the corner.**



- 6 starts in the Starting Corner.**
- 6 is a baby bear.**
- 6 goes down to curl up in the corner.**
- 6 is hibernating.**



- 2 starts in the Starting Corner.**
- 2 makes a Big Curve.**
- 2 stops in the corner.**
- 2 walks away on the bottom.**




- 7 starts in the Starting Corner.**
- 7 makes a Little Line across the top.**
- 7 says, "I better slide down."**



- 3 starts in the Starting Corner.**
- 3 makes a Little Curve to the middle.**
- 3 makes another Little Curve to the bottom corner.**



- 8 is different.**
- 8 doesn't like corners.**
- 8 starts at the top center.**
- 8 begins with S and then goes home.**



- 4 starts in the Starting Corner.**
- 4 makes a Little Line down to the middle.**
- 4 walks across the dark night.**
- 4 jumps to the top and says, "I did it." (Big Line down)**



- 9 is so special.**
- 9 has its own corner.**
- 9 makes a Little Curve and goes up to the corner.**
- 9 makes a Big Line down.**



- 5 starts in the Starting Corner.**
- 5 makes a Little Line down to the middle. It starts to rain.**
- 5 makes a Little Curve around.**
- 5 puts a Little Line on top to stop the rain.**



- 10 uses two places.**
- 1 comes first.**
- 0 is next.**
- 0 starts at the top center.**
- 10 is finished.**